

Actual Installation

The installation shown is a 6" x 3" decoking valve at a refinery in South America.



DECOCKING CONTROL VALVES

www.elwood.com



ISO 9001:2000
CERTIFIED COMPANY



ELWOOD CORPORATION
195 West Ryan Road • Oak Creek, Wisconsin 53154 • USA
Phone: 800-527-7500 • Fax: 414-764-4298
www.elwood.com

8/07 - Brochure 2214
Rev. A

Long Legacy of Service to the Refining Industry

In 1803, less than a decade after Joseph Bramah ushered in the era of modern hydraulics by patenting the first hydrostatic press, the R.D. Wood & Griffin Pipe Companies were established, manufacturing water valves and pipes. In 1851 the Charles Elmes Engineering Works was established and later became the Elmes Press & Valve Company to manufacture water valves, systems, and presses. These two companies existed independently until the early 1960's when they were purchased by the Nordberg Heavy Machinery Group of Milwaukee. In 1972 Rex Chainbelt bought the Nordberg Heavy Machinery Group changing the name of the company to Rexnord. In 1983 Elwood purchased the Hydraulic Products division of Rexnord and formed the Fluid Power Group of Elwood.

The R.D. Wood and Nordberg decoking product lines that came with this purchase from Rexnord has a long history of service to the Refining Industry that dates back to 1938 with the sale of the first decoking unit to Shell Petroleum Corporation in Wood River, Illinois. Since that time the list has grown to include a worldwide base of customers.

COMPANIES		COUNTRIES
Ameriven	Koch Refining	Argentina
Asiatic Petroleum	Magnolia Petroleum	
Atlantic Richfield	Marathon Oil	
Bongaigaon	Mitsubishi Kasei	
Canadian Natural Resources Ltd.	Mobil Oil	
Chevron Oil	Motiva Enterprises	
Chevron Texaco	Numaligarh	
Citgo	Ohio Oil Company	
Cities Service	Pasadena Refining	
Clark Oil and Refining	Pertamina	
Coastal States Petrochemical	Petrobras	
Conoco Phillips	Pure Oil	
Continental Oil	Shell Compania	
Crown Central Petroleum	Shell Petroleum	
Exxon	Sinclair Refining	
Frontier Refining	Skelly Oil	
Gelsenberg Benzin, AG	Socony Vacuum Oil	
General Petroleum	Standard Oil	
Gulf Oil	Suncor	
Hyundai Oilbank	Union Oil	
Imperial Oil	Union Pacific	
	Valero	Brazil
		Canada
		Chile
		Germany
		India
		Indonesia
		Japan
		Russia
		South Korea
		Spain
		United States
		Venezuela

Technical Data

	HIGH PRESSURE VALVE	LOW PRESSURE VALVE
Maximum Operating Pressure	6000 PSI (414 bar)	3000 PSI (207 bar)
Maximum Water Temperature	75° C	55° C
Main Sealing Material	Stainless Steel	Soft
Bypass Sealing Material	Soft	Soft
Internal Material (High Pressure Area)	Stainless Steel	Stainless Steel
Body Material	Forged (Std)*	Forged (Std)*
Encoder	1024 with explosion proof enclosure	
Main Flange	2500 lb. Ring Type Joint	
Bypass Flange	300 lb. Raised Face	
Largest Diameter Size Particulate to Pass	5mm	
Max Flow Rate: 8" x 4" 6" x 3" 4" x 2"	3400 GPM (12,870 LPM) 2000 GPM (7571 LPM) 800 GPM (3028 LPM)	

*Consult Factory for other Material

Ordering Data - Decoking Control Valve

PRESSURE RATING		MOTOR SPECIFICATIONS		
3K	3000 PSI (207 Bar)	Voltage	Frequency	Certification
6K	6000 PSI (414 Bar)	400	50Hz	ATEX
		575	60Hz	CSA
		480	60Hz	UL

VALVE SIZE		
	Main	Bypass
4M2B	4"	2"
6M3B	6"	3"
8M4B	8"	4"

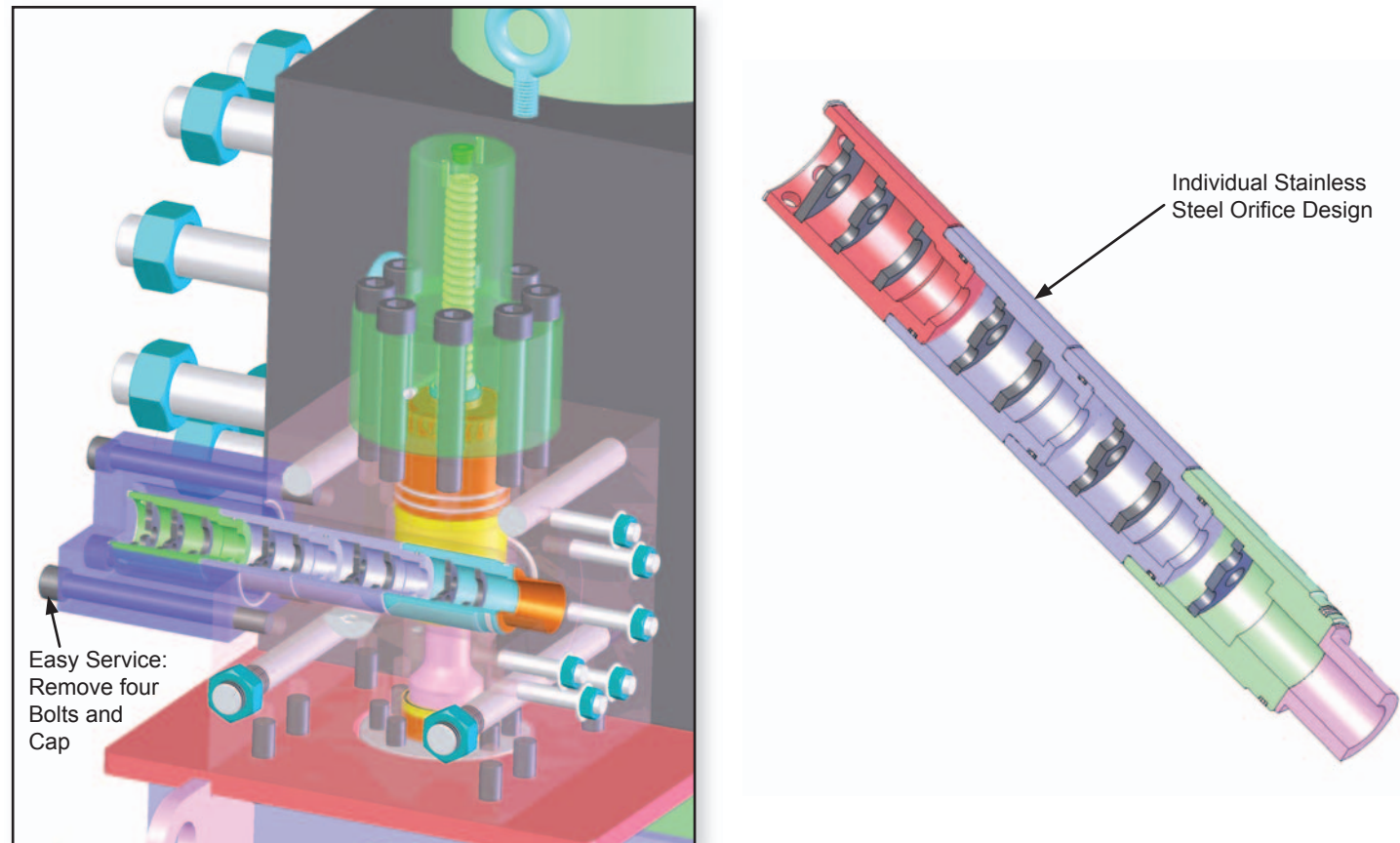
Consult Factory for other Sizes

BODY MATERIAL	
LC	Low Carbon Steel
F	Forged
SS	Stainless Steel

Code No. Example: **DC 6K - 6M3B - F - 400 - 50 - ATEX**

• Denotes standard features.

Integrated Orifice Design

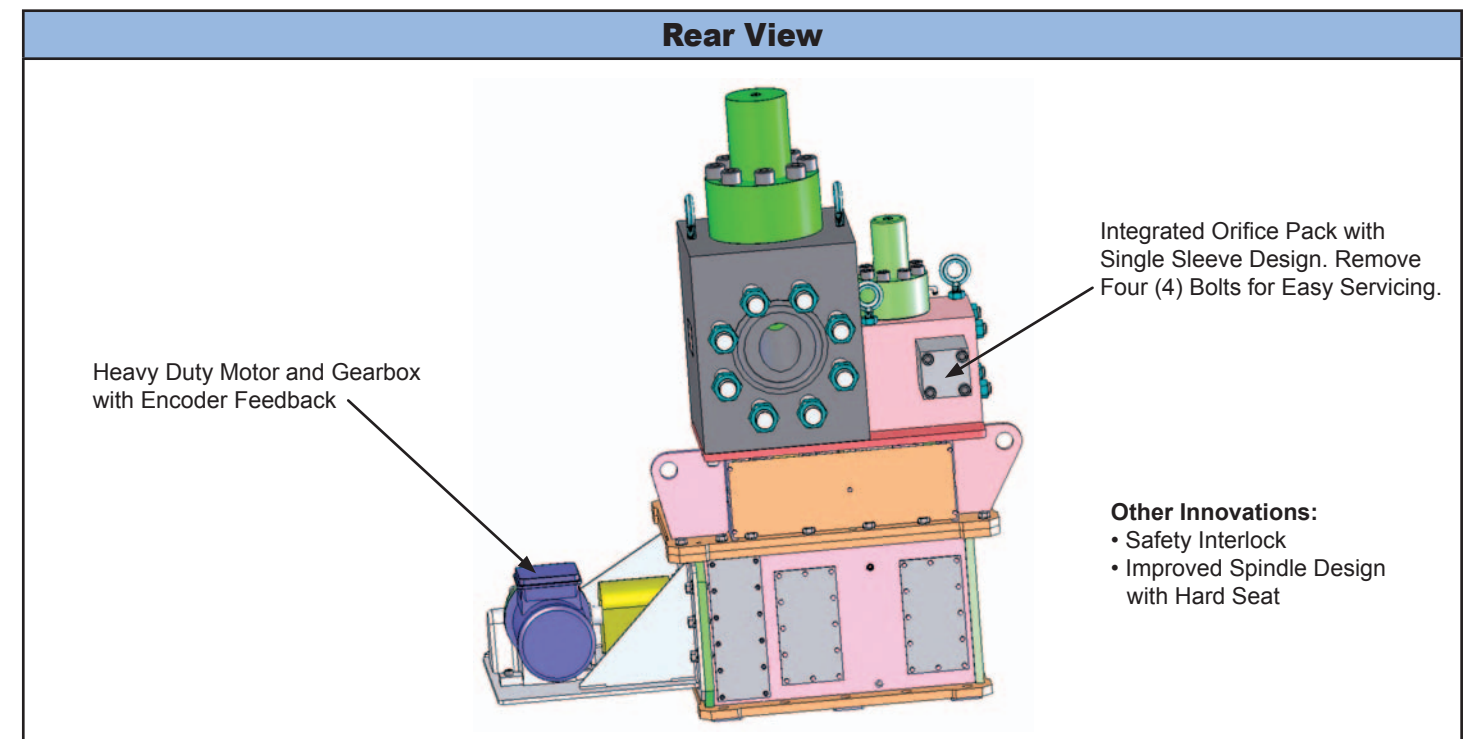
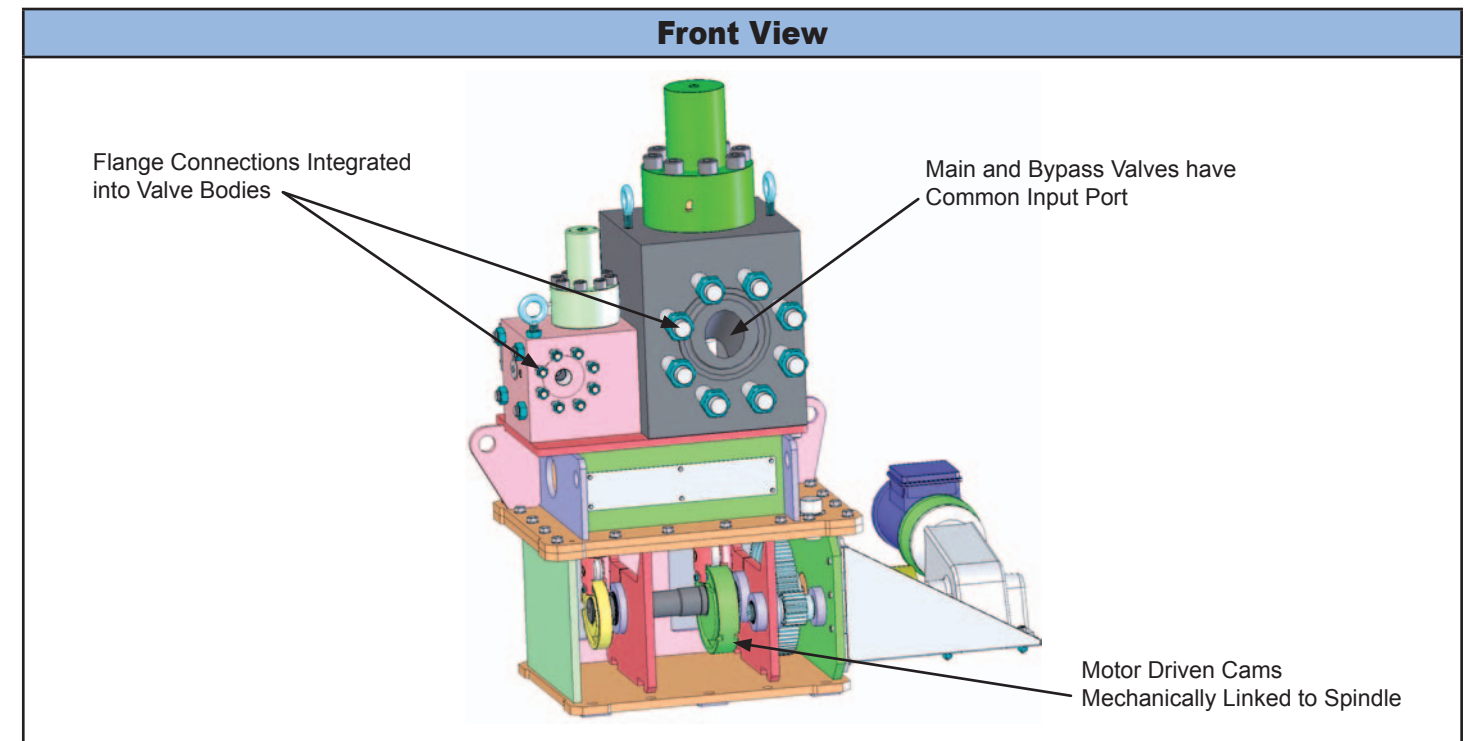


The integrated orifice design provides a compact and easy to maintain reliable pressure reducing element in the decoking valve product. The single sleeved design provides superior performance over the stacked plate designs by eliminating multiple sealing areas. Advantages of this orifice design include:

- Easily serviced by removing 4 bolts and cap located on the bypass valve
- Non-clogging design
- High reliability
- With optional differential pressure transducer wear on orifice pack can be monitored to allow servicing during a planned maintenance.

Innovative Product Enhancements

The original R.D. Wood and later Nordberg Decoking Valve was specifically designed and built to meet the demanding requirements of the refining industry. Although the product line has a long reliable history of service to this industry, enhancements have been made based on inputs received from our customers.



Spindle Design

At the heart of the decoking valve is the balanced spindle technology used to control the flow of fluid. This design has a proven track record with over 100 worldwide installations going back to the first decoking valve shipped in 1938. Although enhancements have been made in this design many of these products remain in service today.

Over the years we have responded to the needs of our customers to increase the pressure and flow requirements of the decoking valve. These requirements have been the catalyst for several innovations and enhancements to the basic spindle design.

V-Notch Technology

Our V-Notch Technology allows precise control of fluid flow that eliminates harmful shock or water hammer to the system. This control is achieved by the use of specially designed orifices machined into the annulus area located above the seat and precise contours on the spindle. When the spindle is first opened, fluid flow passes through a series of small control orifices. As the spindle continues to open, the area of flow expands, providing precise metering of the fluid.

Shield Seat Design

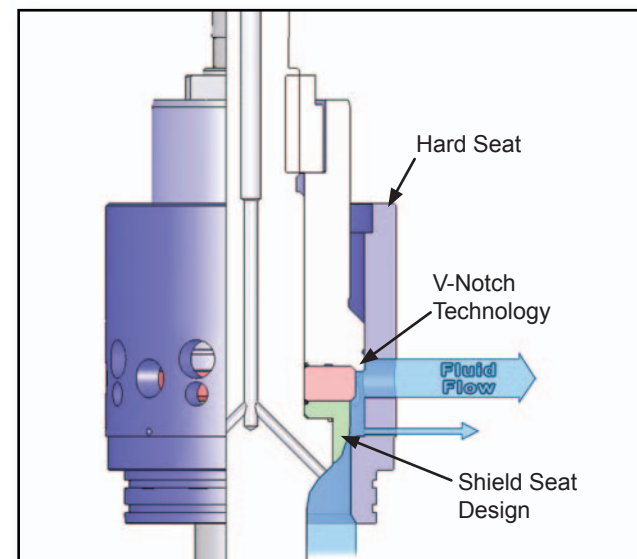
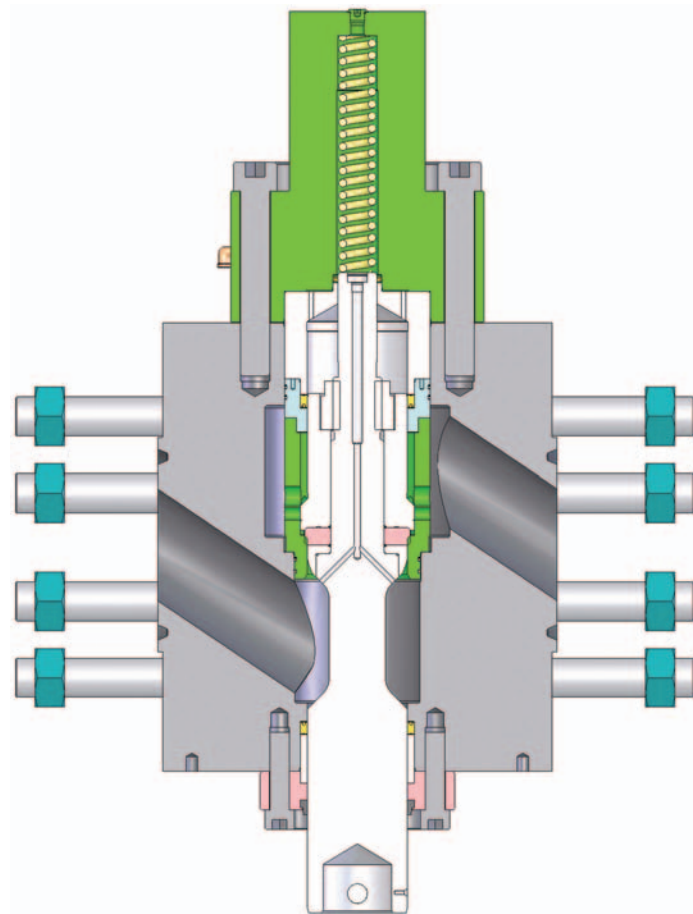
The contour of the spindle above and below the composite disc is used to meter fluid flow controlling the effects of high fluid velocities. When the spindle is opening, the gap between the seat and the disc accelerates faster than the gap between the spindle and bores, minimizing the effects of high velocity fluids acting on the seat and disc. This innovation provides superior valve life.

Hard Seating Material

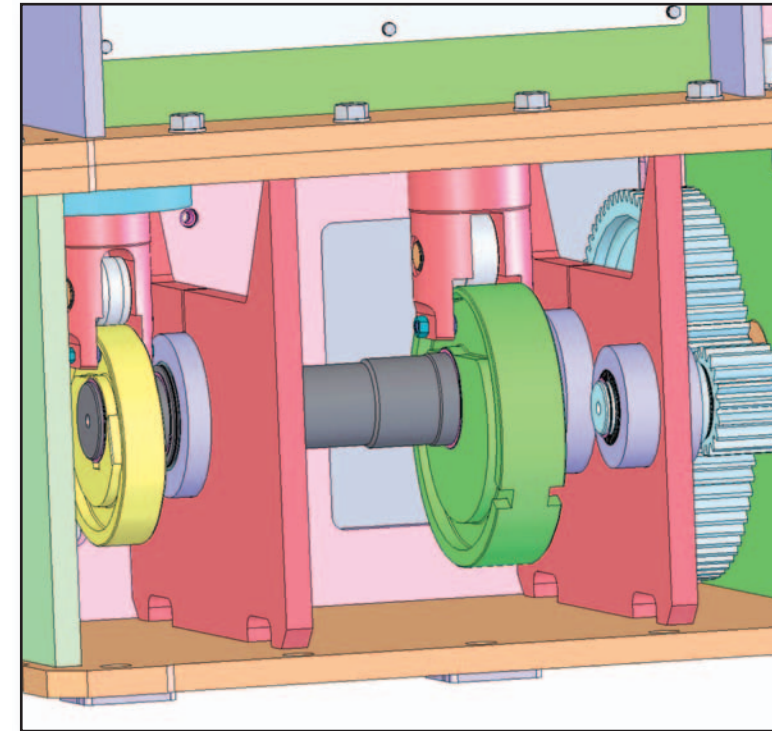
Higher pressure decoking units have hard seating materials to insure drop tight sealing with long life.

Maintenance

Spindle design consists of 5 components that can be easily serviced without moving valve unit or disconnecting piping.



Precise Valve Control



The valve spindles are mechanically linked to the CAMs providing precise, accurate position control of both the main and bypass valves in the forward and reverse directions. Other decoking valves only estimate the valve position. Other advantages of directly linking the CAM and spindle include:

- Elimination of valve chatter during operation
- No external pilot valves required
- No external air supply required to operate air cylinders
- Positive pre-fill positioning
- Direct coupling to motor and gearbox provides capability to reverse valve direction from pre-fill back to bypass.

Typical Decoking Valve Cycle

